



Stacey Gilmour  
Outreach & Scrutiny Officer  
Direct: 020 8379 4187

e-mail: [stacey.gilmour@enfield.gov.uk](mailto:stacey.gilmour@enfield.gov.uk)

## **CRIME SCRUTINY STANDING WORKSTREAM**

**Wednesday, 22nd March, 2017 at 7.15 pm in the Room 6, Civic  
Centre, Silver Street, Enfield, EN1 3XA**

### **Membership:**

co : Joanne Laban (Chair), Ahmet Hasan, Sarah Doyle, Elaine Hayward,  
Patricia Ekechi and Andrew Stafford

### **AGENDA**

**1. WELCOME & APOLOGIES**

**2. DECLARATIONS OF INTEREST**

Members of the Council are invited to identify any disclosable pecuniary, other pecuniary or non-pecuniary interests relevant to items on the agenda.

**3. SSCB PERFORMANCE MANAGEMENT-MONITORING UPDATE (Pages 1 - 4)**

To receive an update from Andrea Clemons, Head of Community Safety.

**4. SSCB PARTNERSHIP PLAN & STRATEGIC PRIORITIES-PROGRESS UPDATE**

To receive a verbal update from Andrea Clemons, Head of Community Safety.

**5. TACKLING GANGS & SERIOUS YOUTH VIOLENCE (Pages 5 - 10)**

To receive an update from Andrea Clemons, Head of Community Safety.

**6. UPDATE ON POLICE NUMBERS (Pages 11 - 12)**

To receive an update from Superintendent Carl Robinson on Police numbers in the Borough.

**7. UPDATE ON THE EFFECT OF THE 24 HOUR PICCADILLY LINE TUBE (Pages 13 - 16)**

To receive an update from Superintendent Carl Robinson on the Effect of the 24 Hour Piccadilly Line Tube.

**8. WORK PROGRAMME 2017/18**

To discuss suggestions for the Work Programme 2017/18.

**9. MINUTES OF THE MEETING HELD ON 5 JANUARY 2017 (Pages 17 - 22)**

To receive and agree the Minutes of the meeting held on 5 January 2017.

**10. DATES OF FUTURE MEETINGS**

Dates of future meetings will be agreed at full council on 10 May 2017.

**11. EXCLUSION OF PRESS & PUBLIC**

To consider, if necessary, passing a resolution under Section 100(A) of the Local Government Act 1972 excluding the press and public from the meeting for the item of business listed in Part 2 of the agenda on the grounds that it will involve the likely disclosure of exempt information as defined in those paragraphs of Part 1 Schedule 12A to the Act, (as amended by the Local Government (Access to Information) (Variation) Order 2006), as are listed on the agenda (Please note there is no Part 2 agenda).

## Enfield Crime Reduction Implementation Team (ECRIT) Performance Report

**Executive Summary**

- Burglary (-10.4%), Robbery (-8.9%), and Theft from Motor Vehicles (-3.1%) are all currently experiencing reductions in the rolling 12-months to 7<sup>th</sup> of March 2017.
- Enfield is currently experiencing a +4.5% increase in Serious Youth Violence. London has experienced an overall increase of +12.3% in the same period.
- Overall, MOPAC Seven crime categories are experiencing a -0.3% decrease in the rolling 12 months to date.
- Recorded Domestic Abuse offences have decreased by -115 offences in the 12 months to the 7<sup>th</sup> of March 2017 (-3.9%, London: +0.6%). In the same period, Violence with Injury offences which were Domestic Abuse have decreased by -96 offences (-9.9%, London: -0.8%).
- Four of the seven MOPAC indicators are currently experiencing increases in the 12-months rolling (Criminal Damage +3.8%, Theft of M/V +37.3%, Theft from Person +16.1%, Violence with Injury +0.6%).

**1. Performance Overview****MOPAC 7 and SSCB Priorities**

MOPAC 7 (Data to 7th of March 2017)							
Crime Type	Baseline 2011/12	Target 2015/16	Current 12-Months	Enfield % Change 12- Months	MPS % Change 12- Months	Enfield % Change Baseline	MPS % Change Baseline
Burglary	3,542	2,834	2488	-10.4%	-1.9%	-29.8%	-28.3%
Criminal Damage	2,598	2,078	2168	3.8%	0.4%	-16.6%	-12.0%
Robbery	1,123	898	853	-8.9%	7.5%	-24.0%	-39.9%
Theft from M/V	3,011	2,409	2059	-3.1%	5.6%	-31.6%	-28.1%
Theft of M/V	1,082	866	862	37.3%	21.9%	-20.3%	4.1%
Theft from Person	474	379	535	16.1%	7.0%	12.9%	-12.9%
Violence with Injury Total	1,674	1,339	2419	0.6%	1.2%	44.5%	21.8%
Violence with Injury Excl DV	n/a	n/a	1542	8.0%	2.3%	n/a	n/a
MOPAC 7 Total	13,504	10,803	11384	-0.3%	3.4%	-15.7%	-15.4%
Additional SSCB Priorities							
ASB Calls	14,014	11,211	9,247	14.0%	11.3%	-34.0%	-38.2%
Hate Crime <sup>2</sup>	123	N/A	484	33.7%	16.2%	293.5%	150.7%
Serious Acquisitive Crime <sup>1</sup>	7,846	6,276	5,632	-2.6%	5.7%	-28.2%	-27.3%
Serious Youth Violence	289	232	299	4.5%	12.3%	2.0%	2.0%
Domestic Abuse	1,946	N/A	2,821	-3.9%	0.6%	45.0%	n/a
Total Notifiable Offences	22,946	N/A	23,336	1.8%	2.9%	1.7%	-6.6%
State-based	2,296	N/A	1,723	-13.4%	-2.6%	-25.0%	n/a
Victim-based	20,594	N/A	21,444	3.4%	3.4%	4.1%	n/a

1. Serious Acquisitive Crime is defined as Domestic Burglary, Robbery (Personal & Business), Theft from Motor Vehicle and Theft of Motor Vehicle.

2. Includes anti-Semitic, islamophobic, racist and religious, and homophobic offences.

## Enfield Crime Reduction Implementation Team (ECRIT) Performance Report

**London Borough Ranking Tables – MOPAC 7 & Total Notifiable Offences Percentage Changes**

MOPAC 7 Crimes				
Borough	Mar15-Feb16	Mar16-Feb17	Change	Rank (previous)
Islington	13,744	13,022	-5.25%	1 (1)
Barnet	12,607	11,996	-4.85%	2 (2)
Bromley	9,692	9,516	-1.82%	3 (3)
Waltham Forest	10,236	10,103	-1.30%	4 (5)
Hammersmith & Fulham	8,470	8,366	-1.23%	5 (7)
Camden	13,504	13,376	-0.95%	6 (4)
Barking & Dagenham	8,315	8,238	-0.93%	7 (10)
Enfield	11,419	11,372	-0.41%	8 (6)
Sutton	5,169	5,196	0.52%	9 (11)
Kensington & Chelsea	7,945	8,015	0.88%	10 (12)
Lewisham	11,056	11,187	1.18%	11 (8)
Ealing	12,140	12,332	1.58%	12 (9)
Newham	14,169	14,666	3.51%	13 (13)
Havering	7,905	8,206	3.81%	14 (19)
Brent	12,013	12,516	4.19%	15 (18)
Redbridge	9,438	9,868	4.56%	16 (14)
Lambeth	15,147	15,890	4.91%	17 (23)
Westminster	19,343	20,379	5.36%	18 (26)
Kingston upon Thames	4,151	4,385	5.64%	19 (16)
Harrow	6,298	6,656	5.68%	20 (21)
Tower Hamlets	13,196	13,950	5.71%	21 (15)
Hounslow	9,625	10,189	5.86%	22 (17)
Merton	6,004	6,359	5.91%	23 (28)
Hillingdon	10,045	10,663	6.15%	24 (22)
Bexley	5,875	6,288	7.03%	25 (24)
Croydon	13,472	14,465	7.37%	26 (27)
Richmond upon Thames	5,002	5,372	7.40%	27 (25)
Southwark	14,048	15,104	7.52%	28 (31)
Greenwich	9,832	10,638	8.20%	29 (29)
Wandsworth	10,450	11,337	8.49%	30 (30)
Hackney	12,849	14,122	9.91%	31 (20)
Haringey	12,625	13,975	10.69%	32 (32)
<b>London total</b>	<b>336,097</b>	<b>348,135</b>	<b>3.58%</b>	

Victim-Based Total Notifiable Offences (TNOs)				
Borough	Mar15-Feb16	Mar16-Feb17	Change	Rank (previous)
Islington	25,928	25,118	-3.12%	1 (1)
Kensington & Chelsea	17,972	17,644	-1.83%	2 (2)
Bromley	19,582	19,395	-0.95%	3 (3)
Camden	28,076	28,076	0.00%	4 (4)
Lambeth	30,903	31,054	0.49%	5 (8)
Sutton	10,038	10,106	0.68%	6 (6)
Lewisham	21,907	22,128	1.01%	7 (5)
Westminster	46,005	46,478	1.03%	8 (9)
Waltham Forest	19,521	19,727	1.06%	9 (7)
Barking & Dagenham	15,634	15,851	1.39%	10 (10)
Hammersmith & Fulham	18,287	18,705	2.29%	11 (12)
Barnet	23,241	24,034	3.41%	12 (15)
Enfield	20,699	21,412	3.44%	13 (14)
Newham	27,447	28,421	3.55%	14 (13)
Merton	11,881	12,308	3.59%	15 (19)
Hounslow	20,202	20,959	3.75%	16 (18)
Ealing	24,695	25,637	3.81%	17 (11)
Croydon	26,573	27,627	3.97%	18 (17)
Harrow	12,095	12,608	4.24%	19 (16)
Southwark	28,296	29,672	4.86%	20 (24)
Brent	23,417	24,566	4.91%	21 (23)
Wandsworth	21,860	22,936	4.92%	22 (22)
Kingston upon Thames	8,925	9,370	4.99%	23 (21)
Hillingdon	20,178	21,254	5.33%	24 (20)
Havering	15,328	16,161	5.43%	25 (26)
Redbridge	17,626	18,770	6.49%	26 (25)
Richmond upon Thames	10,048	10,858	8.06%	27 (29)
Bexley	11,320	12,233	8.07%	28 (30)
Tower Hamlets	25,879	28,009	8.23%	29 (27)
Greenwich	20,021	21,970	9.73%	30 (31)
Hackney	24,972	27,484	10.06%	31 (28)
Haringey	23,478	26,025	10.85%	32 (32)
<b>London Total</b>	<b>673,886</b>	<b>698,473</b>	<b>3.65%</b>	

## Enfield Crime Reduction Implementation Team (ECRIT) Performance Report

### 2. Serious Acquisitive Crime (SAC)

#### Robbery

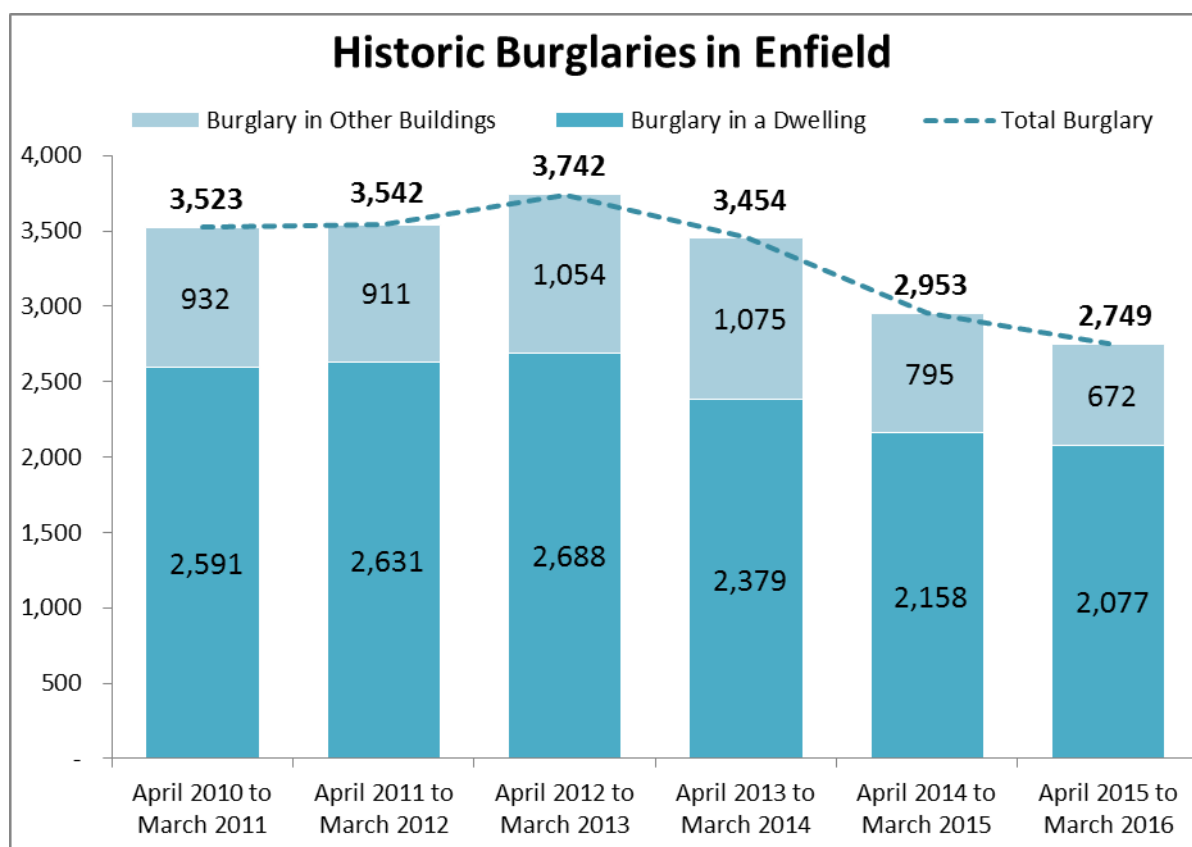
- Currently experiencing a **-8.9% decrease (-83)** in the rolling 12-months and a **-24.0% reduction** compared to 2011/12.
- Robberies are being monitored through the Enfield Joint Tasking Action Group (JTAG) process.

#### Vehicle Crime

- Currently experiencing a **-3.1% decrease (-65)** for Theft from M/V in the rolling 12-months and a **-31.6% reduction** compared to 2011/12.
- We are also experiencing a **+37.3% increase (+234)** for Theft of M/V in the rolling 12-months and a **-20.3% reduction** compared to 2011/12.
- The Enfield Joint Tasking Action Group (JTAG) is monitoring the evolution of Theft from Motor Vehicle.

#### Burglary

- Currently experiencing a **-10.4% reduction (-290)** in the rolling 12-months and a **-29.8% reduction** compared to 2011/12.
- Household burglary in Enfield is now at its lowest level in several years.
- MetTrace and the alley gating schemes continue to be implemented across the borough.



## Enfield Crime Reduction Implementation Team (ECRIT) Performance Report

### 3. Violence Against Women & Girls (VAWG)

- Recorded Domestic Abuse offences have decreased by -115 offences in the 12 months to the 7<sup>th</sup> of March 2017 (-3.9%, London: +0.6%). In the same period, Violence with Injury offences which were Domestic Abuse have decreased by -96 offences (-9.9%, London: -0.8%).
- Additionally, rape offences in Enfield have decreased by -0.5%, equating to 1 fewer offence (London +13.4%).
- The proportion of sanction detections has decreased for Domestic Abuse in Enfield (from 32.8% to 31.6%) and for Violence with Injury Domestic Abuse (from 41.6% to 37.8%). The sanction detection rate for rape has also decreased (from 14.6% to 13.6%).

### 4. Serious Youth Violence

Enfield is currently experiencing a +4.55% increase in Serious Youth Violence in the 12 months to the 7<sup>th</sup> of March 2017. London has experienced an overall increase of +12.32% in the same period.

ENFIELD: Changes in Key Gang Related Offences				
Offence	12-months to 7 <sup>th</sup> of March 2016	12-months to 7 <sup>th</sup> of March 2017	% Change Enfield	% Change London
Knife Crime	475	404	-14.95%	18.48%
Knife Injury	111	132	18.92%	15.94%
Knife Crime Injury victims under 24 (not DA)	42	63	50.00%	19.11%
Gun Crime	76	96	26.32%	39.26%
Gun Discharged (Lethal Barrel only)	7	16	128.57%	43.89%
Gun Crime – Personal Robbery	16	18	12.50%	50.27%
Serious Youth Violence	286	299	4.55%	12.32%

#### Serious Youth Violence – Pan-London Performance

Haringey is currently experiencing a +0.95% increase in Serious Youth Violence in the 12 months to the 7<sup>th</sup> of March 2017.

Tackling Gangs Serious Youth Violence

London currently suffers from a high volume of Gang Related Incidents. In Enfield, the majority of Gangs operate in areas to the East of the Borough. Although the main areas of gang activity are the N9, N18 and EN3 postcodes, gang members have been known to operate throughout the borough and the negative impact of their criminal activities is targeted by the police and the council's Community Safety Unit.

At present, there are ten (10) known gangs based in and around the London Borough of Enfield.

The Dem Africans (DA) and the Get Money Gang (GMG) are the two most problematic gangs on the borough in terms of the persistent criminal activities of individuals identified as belonging to those gangs. The Metropolitan Police Service analyse the threat posed by gangs through a list compiled to reflect their standing London-Wide. At present this list comprises of two hundred and thirty seven (237) recognised street gangs. Amongst these gangs there are rivalries and alliances between themselves and gangs from other Boroughs.

The DA operate in N9/N18 postcode area. The GMG operate in the EN3 postcode area. Both gangs are trying to supply drugs within the area in which they operate but also venture across the borough and outside. Venturing outside their areas can result in violent assaults on each other.

This report provides a snapshot of some of the work currently being funded via the Community Safety Partnership to tackle the problem but is not in any way an exhaustive list.

As part of the new Crime and Policing Plan for London all boroughs will focus on vulnerabilities for young people, which will include gangs and part of our application to MOPAC which is yet to receive final approval includes work with young people via the Youth Offending Unit, the A&E project and other work by Oasis and St Giles Trust.

These are the projects which are reflected in the report but a huge amount of coordinated action is also run through the gangs policing team, the Community Safety ASB team and the Youth Offending Unit.

At the same time as the London Plan to tackle knife crime is being updated we are reviewing our local strategy to tackle gangs.

Currently Enfield uses 4 key elements to tackle serious youth violence and enforcement

**Identification:** The prevention, intervention, and enforcement work will be underpinned by a firm commitment to improve how partners share information and resources and the development of an even better understanding of the gang crime picture, and what works to reduce the harm caused by gangs.

**Prevention:** Ensuring that children and young people avoid gang involvement by providing prevention programmes accessible through schools and other agencies.

**Intervention:** A consistent approach to commissioning and delivering sustainable services in the community to reduce serious youth violence and the harm caused by gangs.

**Enforcement:** A targeted criminal justice system approach which delivers swift appropriate justice to deter and put a stop to the criminal behaviour of the most harmful gang members.

The Community Safety Unit use the Gangs Partnership Group (GPG) as the identification/intelligence HUB to start this process and agree actions to mitigate risk and try to change behaviour.

**GPG-** Is a Joint Partnership group for those who are at risk of involvement with gangs and serious youth violence, including vulnerable women and girls, the Enfield Gangs Partnership Group (GPG) provides targeted support and actively promotes positive futures. The group also agrees enforcement options to be used against gang members and their families if they fail to engage and change their behaviour. There is close working relationship with a variety of partners as they are key in identifying and diverting young people. The Partnership meets fortnightly but are in regular contact between meetings.

Areas of good practice providing prevention & intervention include the following examples from projects which are partly supported through the Community Safety Partnership's MOPAC funding:

**Oasis Youth Support at North Middlesex University Hospital (NMUH)** provides support for young people who have come in due to youth-on-youth violence.

The project began in October 2014 to help hospital staff to provide support to the young people who kept reappearing in A&E due to anger management problems, assaults, fights and stabbings. The project has developed well, and is now also linked to Tottenham Hotspur Foundation to help tackle the large number of young people fitting the referral criteria.

The support our youth workers can provide is bedside support in A&E, but also ongoing regular 1:1 mentoring for the weeks that follow their A&E admission. Since the project has been running we have helped over 500 young people referred to the project, around 15% of which have engaged in long-term mentoring support. To help track and evidence change through the support we provide questionnaires at the beginning and end of mentoring, results of which has been evaluated by researchers in our sister project at St Thomas' Hospital and also research projects in house by medical staff here at NMUH.

The youth workers support the young people in exploring five main areas...

- Big Picture & Self Reflection
- Anger & Conflict resolution
- Crime, Law, Drink, Drugs, Gangs, Peers
- Relationships & Sexual Health
- Goal Setting, Future & Education

Oasis help young people move on from the traumatic experience that brought them in to A&E – sometimes that can simply mean being a sounding board to help the young person air thoughts and retaliation ideas, aiming to prevent deterioration of mental health, or returning to A&E again because of violence. We also provide lots of practical, hand holding and equipping support in linking young



people in to other local services to provide positive opportunities to help them more forward, away from future violence. We liaise with other professionals involved in the young people's lives, helping provide holistic and effective care.

### **Oasis HUB Youth Outreach – Restore**

Restore was started back in 2011. This was because a large number of Get Money Gang (GMG) regularly attend the youth centre. As an organisation Oasis become increasingly aware of their offending behaviour and the risks that were posed to them, young people in the centre and the wider community.

Restore was born out of relationship and relationship with vulnerable young people through the open access universal Drop In. This is true of the work now with an addition of working in the Oasis Academy Enfield. We understand that a number of the young people that access our provision are both at risk of being a victim of crime or drawn into criminality, and through relationships long term Oasis are able to address some of these issues.

### **Prevention**

Community – Work in the 2 Drop In sessions to build relationships with young people and provide them positive choices and positive activities, helping young people feel part of healthy community. We also look at providing volunteering opportunities. We use these sessions to challenge low level criminality such as petty theft from shops, or low level ASB. Oasis help young people to take responsibility for the community in which they live or engage.

Detached / Outreach. Oasis run several detached / outreach sessions a week to try and highlight young people who are not engaging with a provision and signpost / offer support. They are also a presence in the local area to deter young people from committing crime. This runs at the end of the school day or in the evening. These sessions increase around peak times in the year such as the anniversaries.

**Operation Crest** is an initiative created from the Met police in July 2015 to combat serious youth violence and to reduce the amount of knife enabled crime within Enfield by educating students of the dangers that come with joining a gang through a joint partnership initiative.

The speakers that have been used are: LAS, a bereaved mother, ex offender (not this current school term).

From when Operation Crest has started this has delivered to approximately 3000 students across the London Borough of Enfield and has received a lot of positive feedback from the schools.

**Trident Area Command** work in partnership with Enfield for the prevention and education around the risks of gang culture and in similar ways to Operation Crest present in school settings.

**St Giles Trust** offers intensive support to vulnerable young people to help them when they are arrested and become part of the criminal justice system but they also work with those at risk of being criminalised through negative associations. They work with young people exposed to or at risk from violence, or who are vulnerable to exploitation. The work includes support for families.

There is a tailored package of work and support for each young person referred. For those referred the benefits often include a reduction in offending and victimisation.

### **Legislative measures**

Enfield police officers based in the Council's Community Safety Unit have successfully applied for 49 Criminal Behaviour Orders (CBO), 40 Anti-Social Behaviour Orders (ASBO), 1 Gang Injunction; these are obtained when a person is convicted of a crime. These orders are predominately attached to gang nominals & associates to prevent and disrupt this type of serious violence.

### **Early Intervention**

In a school setting – Oasis work in the Academy Referral Centre (ARC) focus on working with young people with behavioural issues who are also at risk of crime and risk taking behaviours. We work with the students on building confidence, teamwork & communication skills. Focusing on how to make positive choices and learn self-control. These are related to school life and the world of work.

Through the academy we also highlight those young people who are starting to engage in criminality and gangs. The young people are offered a variety of support including mentoring, taking part in targeted seminars run by organisations such as Trident. Attending the Ben Kinsella Knife Trust Exhibition.

The St Giles Trust are also running targeted lesson for Year 8 & 9, highlighting the risk of gang involvement and provide further mentoring which is allocated through the GPG. An element of the Community Safety MOPAC money is used to provide this service

Community – Targeted mentoring is offered through the universal drop in. We will also work with young people who have received their first order through youth offending.

### **Targeted Support**

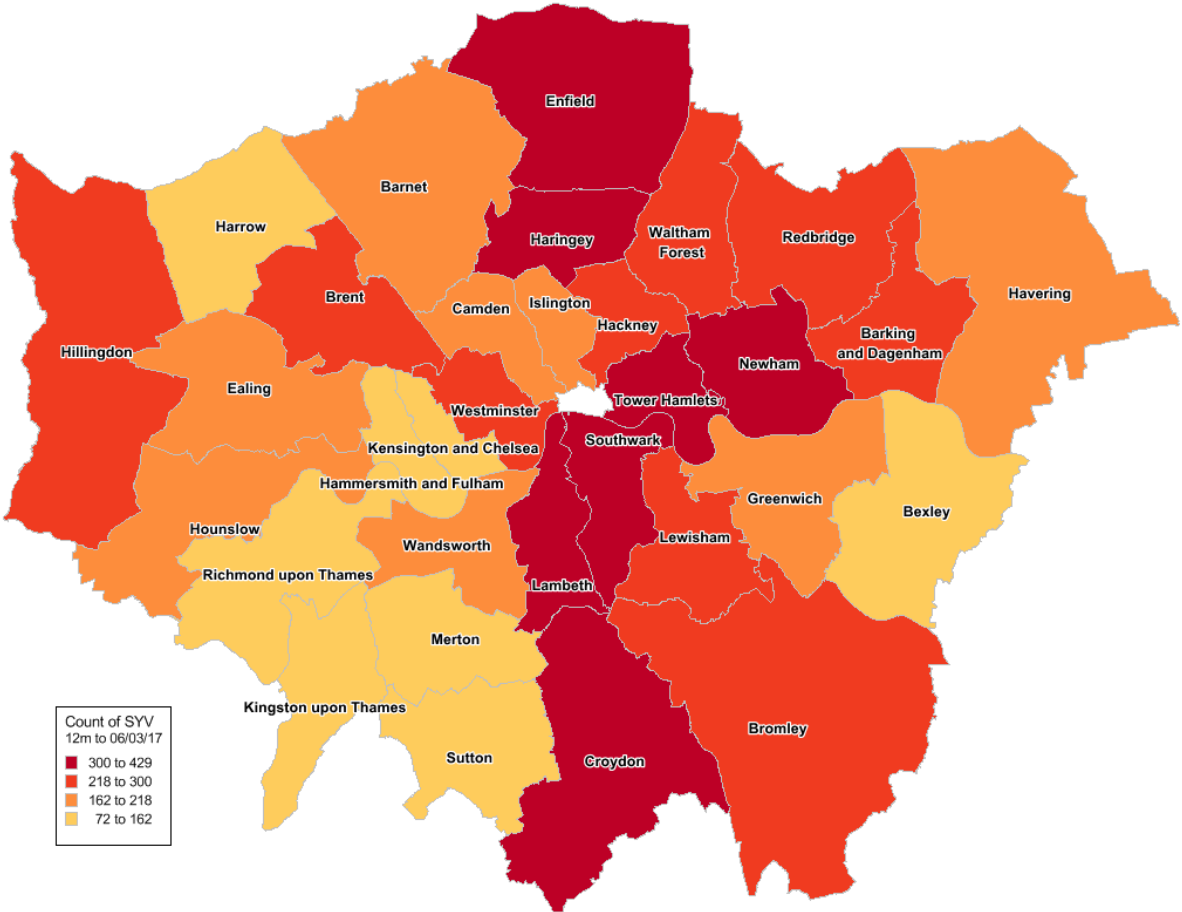
Community Setting – Young people are offered 1-1 intensive support. We tackle issues that are relevant to young people, such as supporting from NEET to EET. We also support the court process and attend court with young people. We take young people to their youth offending (YOU) meetings and can act as advocates for YOU and the young person.

### **Partnership work**

Oasis are one of the funded providers who work in Partnership through the GPG, with the Youth Offending Unit, The Child Sexual Exploitation Team, the Gangs Unit and the local Police Ward team to support young people. In addition to this we now have support from the Council Funded policing teams.

The table shows the current 12 month to the previous 12 months in serious youth violence. While the MAP count is displaying the current 12 months

<b>Borough</b>	<b>% Change SYV, 12 months to 06/03/17</b>
Richmond upon Thames	-23.08%
Barnet	-8.45%
Sutton	-5.56%
Havering	-2.88%
Wandsworth	-1.82%
Greenwich	-1.38%
Barking & Dagenham	-1.25%
Redbridge	-0.43%
Kingston upon Thames	0.00%
Haringey	1.58%
Ealing	1.63%
Tower Hamlets	2.90%
Merton	4.81%
Enfield	5.26%
Lambeth	7.56%
Waltham Forest	12.37%
Hounslow	13.91%
Brent	15.25%
Islington	16.20%
Hackney	16.23%
Lewisham	17.26%
Newham	23.36%
Bromley	23.60%
Bexley	24.58%
Harrow	25.96%
Hillingdon	27.49%
Hammersmith & Fulham	31.63%
Southwark	33.11%
Camden	33.81%
Croydon	34.06%
Westminster	47.47%
Kensington & Chelsea	66.67%
London	12.91%



**REPORT TO: STANDING CRIME SCRUTINY PANEL****DATE: 22nd March 2017****REPORT TITLE: Enfield Police Numbers****REPORT AUTHOR:  
Superintendent Carl Robinson****PURPOSE OF REPORT:  
To provide an update to members on Police Numbers in Enfield****SUMMARY: Enfield has an establishment of 555 police officers. The projections to the end of May 2017 should the actual number to be 530.44****1. BACKGROUND**

Police numbers are a topical issue. Enfield Police has 555 police officers as our target.

**2. ISSUES AND CHALLENGES**

Police numbers will fluctuate for a number of good reasons. Officers will retire, resign, seek lateral development to specialist teams, move to other Boroughs or move on promotion.

As a Borough we have invested in ensuring we know exactly where our staff are and have a monthly personnel planning meeting to forecast movements and ensure that each of the three main portfolios (Emergency response, Neighbourhoods and CID) all have as close to their budgeted target as possible.

The following chart shows the locations of staff as at end of February 2017:-

<b>Portfolio</b>	<b>FTE Establishment</b>	<b>ACTUAL End Feb 17</b>
<b>ERT</b>	219	186.43
<b>NPT</b>	164	151.98
<b>CID</b>	145	138.54
<b>SLT</b>	6	6
<b>P/Standards + Local Authority</b>	21	18
<b>T/School</b>		19
<b>Total</b>	<b>555</b>	<b>519.95</b>

TP - Borough Total				
Target Strength	Future Known Actuals	Vacancies	Vacancy Rate	Adjusted duties officers (not fully fit)
<b>Hackney</b> 586.00	573.06	12.94	2.2%	13.88
<b>Tower Hamlets</b> 625.50	617.15	8.36	1.3%	18.785
<b>Waltham Forest</b> 550.17	528.45	21.72	3.9%	18.74
<b>Redbridge</b> 474.09	457.24	16.85	3.6%	13.9
<b>Havering</b> 367.00	355.36	11.64	3.2%	15.74
<b>Newham</b> 732.50	713.37	19.13	2.6%	26.82
<b>Barking</b> 445.00	422.28	22.72	5.1%	15.885
<b>Enfield</b> 555.00	530.44	24.56	4.4%	16.75
<b>Haringey</b> 591.00	573.16	17.84	3%	16.16

The above table shows the most recent comparison data across the MPS - although this is produced at the end of February 17 with future known actuals and vacancies shown to end of May 17.

This chart reflects different figures to the one shown on page 1 as that is a snapshot in time, whilst the chart on this page is a projection forward to end of May 2017.

### 3. RECOMMENDATIONS

To note this report on Police numbers.

**REPORT TO: STANDING CRIME SCRUTINY PANEL****DATE: 22nd March 2017****REPORT TITLE: Update on the effects of the 24hour Tube****REPORT AUTHOR/S:**  
**Supt Carl Robinson**  
**02083454464****PURPOSE OF REPORT:****This update is provided at the request of the Committee****SUMMARY:**

**As of Sunday 15th January 2017 - while there is variance in how long some lines have been running Night Tube, whether comparing weekly average of 2 years before, 1 year before, the same period 2 years ago or the same period 1 year ago, Night Tubes have had no notable impact on surface level offending close to the stations during those weekend morning hours.**

**1. BACKGROUND**

The information is contained on the slide provided by an MPS Analyst. It shows 5 tube lines since the Night tube was in operation and comparative periods. The Piccadilly is the most recent opening on 16th December.

**2. ISSUES AND CHALLENGES**

As information contained on slide

**3. RECOMMENDATIONS**

Please note the information and summary contained on the slide.

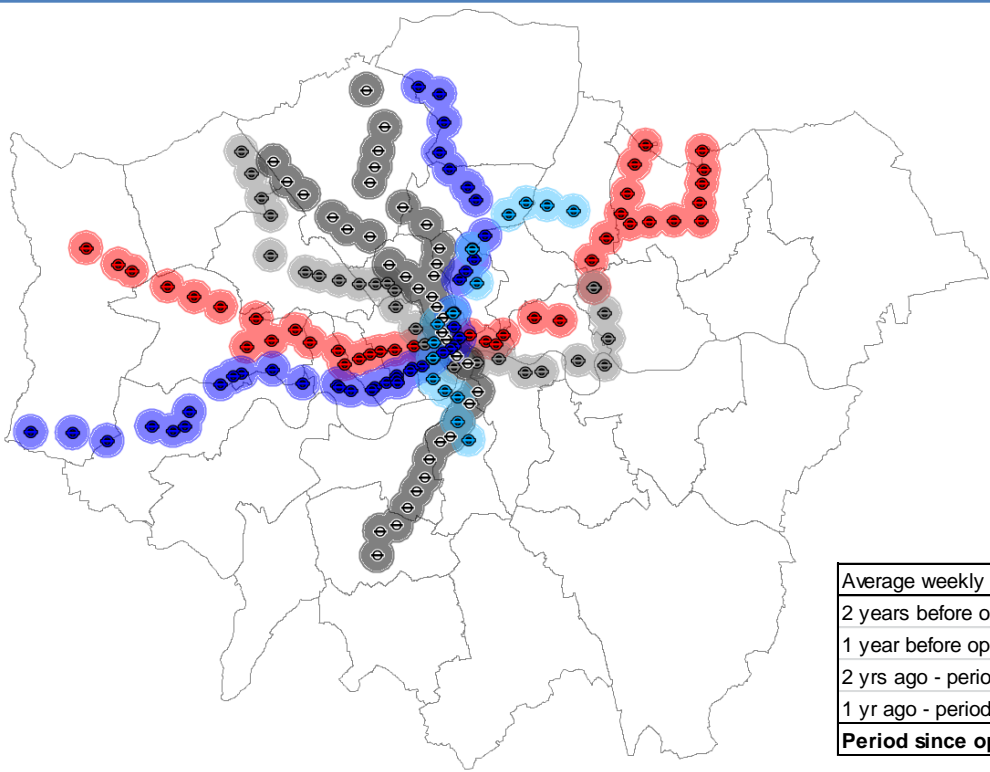
**4. NEXT STEPS**

For information only.

This page is intentionally left blank



# TNOs\* within 1km of Circle, Victoria & Jubilee Line stations 00:00-04:59 Sat & Sun



Night Tube opening dates:

**Central Line - 19<sup>th</sup> August 2016**

**Victoria Line - 19<sup>th</sup> August 2016**

**Jubilee Line - 7<sup>th</sup> October 2016**

**Northern Line (Embankment Branch) - 18<sup>th</sup> November 2016**

**Piccadilly Line - 16<sup>th</sup> December 2016**

	Period for how long Night Tube has been open				
	22 wks	22 wks	15 wks	9 wks	5 wks
Average weekly average offences	Central	Victoria	Jubilee	Northern EmBr	Piccadilly
2 years before opening - 52 wks	118	93	71	134	110
1 year before opening - 52 wks	113	94	71	123	108
2 yrs ago - period since opening	123	98	79	127	88
1 yr ago - period since opening	121	100	81	126	85
Period since opening	110	88	72	127	94

Page 15

This shows offences committed within a 1km radius of Central, Victoria, Jubilee, Northern (Embankment Branch) and Piccadilly Line Underground stations with a committed on/from time between 00:00 and 04:59 on Saturday and Sunday mornings. It contains the usual caveats around not being able to precisely map the locations of some offences, or not knowing the precise from/to time during which an offence was committed (particular thefts for both those), so some shown as committed between 04:00 and 05:59 may in fact have happened after 05:00, which is outside of the 5 hours time period. There is also the issue of some offences being reported several days after they occurred; this was extracted late on 19<sup>th</sup> January 2017 so it is possible that not recent offences have been reported to police yet. Domestic Abuse offences that occurred in the victim's home address and all Burglaries have been removed from Total Notifiable Offences (TNOs\*), as they are highly unlikely to be the result of using the Night Tube.

As of Sunday 15<sup>th</sup> January 2017 - while there is variance in how long some lines have been running Night Tube, whether comparing weekly average of 2 years before, 1 year before, the same period 2 years ago or the same period 1 year ago, Night Tubes have had no notable impact on surface level offending close to the stations during those weekend morning hours. This is consistent across MOPAC priority crime types (VWI, Criminal Damage, Robbery, Theft Person) and other RTPC priority crime types (VAP, Sexual Offences, All Theft).

Typically only around 3 or 4 offences within these parameters per Sat/Sun morning are bus-related and this is consistent over 2 years, so there is no knock-on effect of an increase in bus-related crime from Night Tube.

This page is intentionally left blank

## **MINUTES OF THE MEETING OF THE CRIME SCRUTINY STANDING WORKSTREAM HELD ON THURSDAY, 5TH JANUARY, 2017**

**MEMBERS:** Councillors Joanne Laban (Chair), Ahmet Hasan, Sarah Doyle and Elaine Hayward

**Officers:** Andrea Clemons, Head of Community Safety, Susan O'Connell, Scrutiny Officer, Stacey Gilmour, Scrutiny Secretary

**Also Attending:** Superintendent Carl Robinson, Natalie Sherman, Parent Engagement Panel, 1 member of the public

### **287. WELCOME & APOLOGIES**

The Chair welcomed all attendees to the meeting. Apologies were received from Councillors Ekechi and Stafford and representatives of the Enfield Youth Parliament.

### **288. DECLARATIONS OF INTEREST**

There were no declarations of interest.

### **289. CHANGE OF ORDER OF THE AGENDA**

It was agreed that Item 7: Update on Police Numbers would be taken first on the agenda. The minutes however would reflect the original order of the agenda.

### **290. SSCB PERFORMANCE MANAGEMENT- MONITORING UPDATE**

Andrea Clemons, Head of Community Safety presented this report and highlighted the following:

- Overall the MOPAC Seven crime categories are 15.7% down as of December and have improved slightly since then.

## **CRIME SCRUTINY STANDING WORKSTREAM - 5.1.2017**

- Violence with injury remains challenging, whilst increases have been seen, the reporting of domestic violence will always be encouraged.
- Amongst local priorities going forward will be Violence against women and girls and Serious Youth Violence.
- The policing plan has acknowledged that boroughs have changed, it is hoped that the police allocation maybe reviewed in the future.
- Whilst Domestic Abuse has seen a decrease, services are oversubscribed and the reporting of offences is encouraged.
- With regards to the increase in rape, some of the offences are historic and it is thought that only 10% of rapes are reported so higher figures may include increases in reporting.
- Currently experiencing increases in theft of motor vehicles. Members were advised that as a borough we have lots of cars and car ownership is significantly higher than other boroughs.

The following questions were raised:

Q: Why is there much higher car ownership in Enfield?

A: The reasons for this are unknown.

Q: Is it known if the increase in serious youth violence is due in part to new affiliations or programmes that are no longer running such as the Youth Engagement Panel (YEP)?

A: Gang intervention continues despite the financial pressures around youth services. When there is pro-active activity this will increase the figures. The YEP had been gone for a year now and other programmes are in place to replace some of this work. Operation Crest, which is very similar to the call in previously undertaken in court, is offered to all schools, this covers the consequences of actions. This was originally offered to secondary schools and is now being aimed at primary schools. The Community Safety Unit is still offering entry for relevant young people to the Ben Kinsella Exhibition.

### **291. UPDATE ON PROSTITUTION IN THE BOROUGH**

Received a report from Andrea Clemons, Head of Community Safety.

NOTED:

- Enfield receives lots on calls on prostitution anti-social behaviour.
- Some areas around the borough have significantly more reported incidents than others. Details provided in the report clearly show that most reports come from the Upper Edmonton and Edmonton Green wards
- Immigration officers take part in the joint operations with the police and the community safety unit.
- CCTV is used to log incidents and to look for car registrations for kerb crawling.

## **CRIME SCRUTINY STANDING WORKSTREAM - 5.1.2017**

- Historically street prostitution has involved local women feeding drug habits. This has now changed many of the women are eastern european and the motivation is now finance based. The women appear to be economically driven and business minded.
- There is an intervention programme that funding is being sought for to work with kerb crawlers. The offender would need to pay to attend a course the aim of which is to change their behaviour and would avoid them getting a criminal record. After this scheme is set up it should be self-funding as the fees for the course should cover the costs. A similar programme has been in place in Bristol for 2 years.
- In areas where there are problems; if those causing problems are council tenants. The community safety unit can look to possible enforcement action as an unsuitable tenant.

The following questions were taken:

Q: Is there any pattern on kerb crawlers?

A: No there does not appear to be.

Q: Are the street workers being trafficked?

A: No, this does not appear to be the case.

Q: Has there been any significant increases in the number of street prostitutes compared to previous report?

A: This information is not known but would expect that this figure has increased.

### **292. UPDATE ON BEGGING IN THE BOROUGH**

Andrea Clemons presented this report and highlighted:

- People can find street begging upsetting and frightening if done in an aggressive manner. Whilst this can be a nuisance this does not involve large numbers.
- Begging tends to take place in town centres and where shops and transport hubs are. The map included in the report provides a further breakdown.
- Begging does have links to homelessness, although it should be noted that not all homeless people want accommodation.
- The use of CCTV is very helpful, particularly where begging takes the form of car washing on roads.

Q: If an issue occurs at a train station which police have the responsibility to deal?

A: The Met police have responsibility everywhere; British Transport Police would deal with incidents within the confines of the station. However, they will work together to ensure the problem is not just relocated either inside or outside of the station.

**CRIME SCRUTINY STANDING WORKSTREAM - 5.1.2017**

Q: Are the beggars minors?

A: Not aware of any, should there be any this would be a safeguarding issue

Q: Has the number of people begging gone up?

A: The figures are not available to hand but this information can be provided

**Action: Andrea Clemons**

Q: Regarding the consultation on Public Space Protection Orders, when are the results likely to be available?

A: This consultation is not being led by the Community Safety Unit so officers were not aware of any dates.

**293. UPDATE ON THE IMPACT OF THE PROVISION OF ADDITIONAL POLICE OFFICERS UNDER THE MOPAC CONTRACT**

Andrea Clemons presented the report and highlighted the following:

- The Council has funded 16 officers under the Safer Estates Policing Team; 10 officers focus on Housing Estates and the remaining 6 have a wider focus.
- The funding was agreed for 3 years beginning in September 2016.
- The teams work more closely than before with Community Safety including CCTV.
- 57 arrests were made within a 5 week period leading up to Christmas.- this compares with 8 in a comparable period under old funded arrangements.
- The patrols focus on five estates with each estate having a lead officer in the Community Safety Unit to coordinate. There are weekly meetings enabling the focus of the teams to change as needed.
- These teams are out every day and appears to of had the effect of an increase in confidence in reporting. It is important that the teams are seen regularly.
- Details of the number of patrols and arrests were provided in the report.
- Feedback from residents and businesses as to the success of these teams is being sought. Members suggested that Ward Forums maybe helpful in terms of feedback.
- CCTV very helpful in directing teams where needed.

The following questions were raised:

Q: There seem to be a large number of stop and searches being undertaken.

A: Stop and Account have been encouraged; officers need to know who the people are hanging around areas on the estates.

**CRIME SCRUTINY STANDING WORKSTREAM - 5.1.2017**

- Q: Are all CCTV cameras overt?  
A: Yes they can be a deterrent.

**294. UPDATE ON POLICE NUMBERS**

An update on Police numbers in the Borough was provided by Superintendent Carl Robinson. He stated that the target for Enfield Police is 557 officers. There are currently 527.89 police officers in post which comprises both full time and part time officers.

The following questions were raised:

- Q: How many of our officers are off sick/ maternity leave or working out the borough?  
A: Currently there are 24 officers off sick, including both long term sickness and those who had been sick for 1 day. Any officers that have been sick for over one year will probably be off pay, any off sick for 183 days (6 months) will probably be on half pay. There are 13 officers are on maternity leave including 2 PSCO's; these officers are due back over the course of the next 12 months. The officers that are working off the borough are still doing work for Enfield and include 4 officers working in the Forensic Conversion Unit and 4 officers in the Domestic Violence offenders' task force.
- Q: Have all 21 wards currently got 2 dedicated officers?  
A: There are approximately 6-7 wards that do not have two officers at present.
- Q: When are the numbers of officers in Enfield due to increase?  
A: Enfield is due to get an intake of 7 probationers in both February and March.

**295. WORK PROGRAMME 2016/17**

The Work Programme for 2016/17 was noted.

**296. MINUTES OF THE MEETING HELD ON 20 OCTOBER 2016**

**AGREED** the minutes of the meeting held on 20 October 2016.

**297. DATES OF FUTURE MEETINGS**

**CRIME SCRUTINY STANDING WORKSTREAM - 5.1.2017**

The dates of future meetings were noted as

22 March 2017.